

# bikeUMD

Biking is considered a critical component of the transportation network on campus and an important part of our commitment to being a Green University. We value your dedication to a healthy lifestyle, and hope you enjoy the many benefits of bicycling, such as no parking fees and door to door convenience. In addition we thank you for doing your part to help improve the environment and reduce congestion on campus. Here are some helpful resources to guide your way through campus on your bicycle:

## Bicycle Registration

DOTS is pleased to offer free bicycle registration. Registering your bicycle is good for many reasons: we can count you as proof that we need more bicycle racks, routes and infrastructure; we can contact you if your bike is removed or impounded and if your bike is stolen and recovered. We can also cut your lock if it breaks or you lose your key.

## Bicycle/ Scooter Locker Rental

DOTS offers secured bicycle and motorized scooter parking space for rental on a semesterly or yearly basis. These group lockers, which are located in Mowatt Lane Garage, provide parking spaces within a caged area for bicycles and motorized scooters. While these lockers are equipped with cameras, renters are required to secure their property to the racks in cages, and are responsible for locking the area upon exit.

## Bike Shop

The Campus Bike Shop is a one-of-a-kind bike shop. All services are FREE. Our mission is to help the university community learn how to maintain their own bikes, trikes, scooters, skateboards and whatever else you may bring in. The Campus Bike Shop rents mountain bikes and locks at affordable prices for day trips.

**Campus Bike Shop Hours**  
(North end of Cole Field House)  
Monday – Friday  
2:00 pm to 8:00 pm  
Sunday  
4:00 pm to 8:00 pm

**Rent a bike for the semester:**  
\$70 includes bike, lock  
and regular maintenance

## Theft Prevention

The first thing you can do to protect your bike against theft is to buy a quality lock. We strongly recommend a quality U-Lock. Cable locks are not a good choice as a primary locking device. The majority of stolen bikes on campus either don't use a U-lock or are improperly locked. If your bike is lost stolen, call the Department of Public Safety immediately at (301) 405-3555.

## Gear

Helmet: \$20



Light: \$20



U-Lock: \$20



## Shower Pass

The Bicycle Commuter Shower pass provides access to locker rooms in Ritchie and the ERC for registered bicycle commuters.

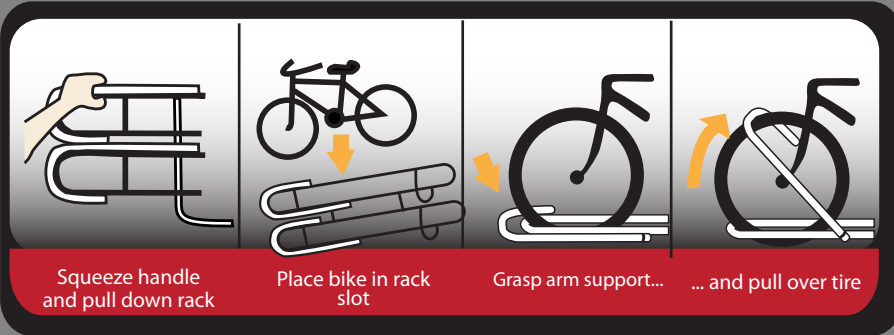
Contact Lawrence Moody [lpm@umd.edu](mailto:lpm@umd.edu) for info on how to register.

**Questions, concerns, want to know how to volunteer?**  
Contact Bike Coordinator, (301) 314-9914  
[bike@umd.edu](mailto:bike@umd.edu)



# A cyclist is safest when they act like and are treated like a car.

## How to use Shuttle -UM Bike Rack



## Getting A Bike

**Rental:** The Campus Bike Shop is located on the lower north end of Cole Field House. They offer semester long bike rentals. Bikes are available on a first-come, first serve basis.

**Local Shops:** College Park Bikes, (301) 864-2211  
Proteus, (301) 441-2928  
REI, (301) 982-9681

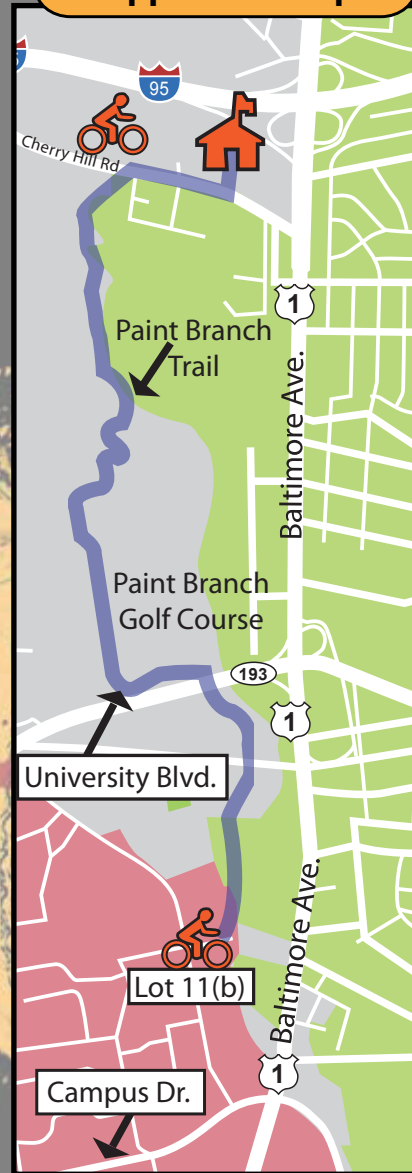
## Riding and Maintaining Your Bike

Free Maintenance Clinics every Wednesday from 6-8pm at the Bike Shop in Cole Fieldhouse. Gear Shifting, Braking, Street Riding and slow speed maneuvering courses. Visit the BikeUMD Facebook page for more info on event dates, times and locations.

### For more info, maps and events:

Website: [www.transportation.umd.edu/bike.html](http://www.transportation.umd.edu/bike.html)  
Blog: [www.wordpress.bikeumd.com](http://www.wordpress.bikeumd.com)  
Facebook: Type "BikeUMD" into the search field

## Shoppers to Campus




### Always Ride With Lights at Dusk & Night

It is required to use a headlight and rear red reflectors when riding at night. Flashing tail lights and light colored and/or reflective clothing are highly recommended. See and be seen!

## Obey All Traffic Laws

Bicycles are vehicles and must obey all traffic laws, including stop signs and traffic signals. It can be tempting to ignore traffic rules, but this is when most crashes occur. Yield to pedestrians at crosswalks.



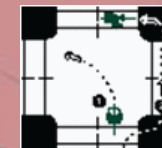
## Ride With Traffic

If the lane is wide enough to be shared by your bicycle and a motor vehicle, ride to the right and share the lane. If the lane is too narrow to be shared, a bicyclist is entitled to use the full lane. Motor vehicle may pass slower moving bicycles when it is safe to do so.




## Making Left Hand Turns

You may turn left as a vehicle (1) by moving into the left side of the travel lane (or left turn lane). OR Cross like a pedestrian (2) by stopping, dismounting, and walking across crosswalks.



## Signal All Turns

Look back before you make a lane change or turn. Signal safely in advance using one of these signals.



DEPARTMENT OF  
TRANSPORTATION SERVICES

[WWW.TRANSPORTATION.UMD.EDU](http://WWW.TRANSPORTATION.UMD.EDU)